

Maple Leaf WHEELCHAIR



PARTS CATALOGUE

Arm Assembly



6540 Tomken Road

Mississauga ON L5T 2E9

905.564.2250

905.564.5424


1.800.362.0873

www.mapleleafwheelchair.ca


(All Images are for Visual reference please use the Part Description for determining the correct required part.)

Maple Leaf Wheelchair © 2021



Arm Assembly





| Part No. | Part Name | Part Description | Cost | |
|----------|----------------------------|--|--------------|---|
| UPHA518 | Full Length Padded arm pad | Full length Padded arm pad for Wheelchair armrests. Sold with 2x Screw [HDW039] | 25/ piece |  |
| UPHA517 | Desk Length Padded arm pad | Desk length Padded arm pad for Wheelchair armrests. Sold with 2x Screw [HDW039] | 20/ piece | |





| | | | | |
|--------|-----------------------|--|--------------|---|
| ARM128 | Access Arm Assembly R | Right side non-adjustable arm assembly for the Access Wheelchair. (Wheelchair Serial Number needs to be mentioned.) | 180/ each |  |
| ARM129 | Access Arm Assembly L | Left side non-adjustable arm assembly for the Access Wheelchair. (Wheelchair Serial Number needs to be mentioned.) | | |







| | | | | |
|--------|---|--|--------------|---|
| ARM007 | Standard Straight Arm Assembly R Access Swift NRG+ NRG+ Recliner | Right side straight arm assembly. (Wheelchair Serial Number needs to be mentioned.) | 220/ each |  |
| ARM008 | Standard Straight Arm Assembly L Access Swift NRG+ NRG+ Recliner | Left side straight arm assembly. (Wheelchair Serial Number needs to be mentioned.) | | |
| AA012R | Desk length straight Arm Assembly R Access Swift NRG+ NRG+ Recliner | Right side desk length straight arm assembly. (Wheelchair Serial Number needs to be mentioned.) | 210/ each |  |
| AA012L | Desk length straight Arm Assembly L Access Swift NRG+ NRG+ Recliner | Left side desk length straight arm assembly. (Wheelchair Serial Number needs to be mentioned.) | | |

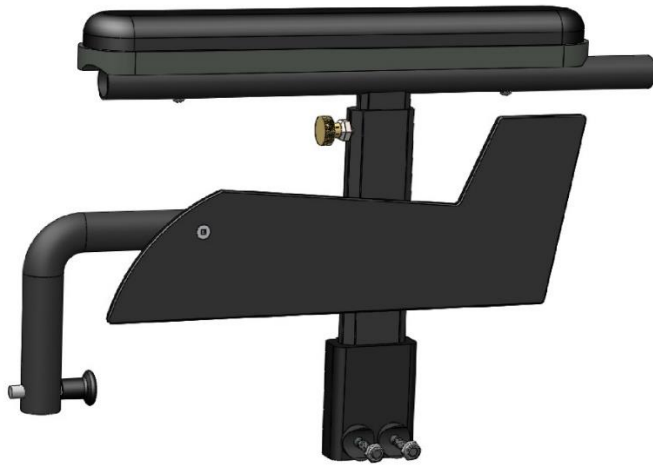
| | | | | |
|--------|--|--|--------------|---|
| ARM126 | <p>Full Length straight Arm top</p> <p>Access Swift NRG+ NRG+ Recliner</p> | <p>Adjustable full length straight arm top.</p> <p>(Wheelchair Serial Number needs to be mentioned.)</p> | 85/ each |  |
| ARM010 | <p>Desk Length straight Arm top</p> <p>Access Swift NRG+ NRG+ Recliner</p> | <p>Adjustable desk length straight arm top.</p> <p>(Wheelchair Serial Number needs to be mentioned.)</p> | 80/ each |  |
| ARM124 | <p>Straight Arm Base R</p> <p>Access Swift NRG+ NRG+ Recliner</p> | <p>Right Side Adjustable straight arm base.</p> <p>(Wheelchair Serial Number needs to be mentioned.)</p> <p>Sold with Skirt Guard [STSG] + Skirt studs [AA116]</p> | 130/ each |  |
| ARM125 | <p>Straight Arm Base L</p> <p>Access Swift NRG+ NRG+ Recliner</p> | <p>Left Side Adjustable straight arm base.</p> <p>(Wheelchair Serial Number needs to be mentioned.)</p> <p>Sold with Skirt Guard [STSG] + Skirt studs [AA116]</p> | |  |




| | | | | |
|---------------|---|---|----------------------|---|
| <p>ARM005</p> | <p>Standard Wrap Around Arm Assembly R</p> <p>Swift NRG+ NRG+ Gold EZ Ride</p> | <p>Right side wrap-around arm assembly.</p> <p>(Wheelchair Serial Number needs to be mentioned.)</p> | <p>220/ each</p> |  |
| <p>ARM006</p> | <p>Standard Wrap Around Arm Assembly L</p> <p>Swift NRG+ NRG+ Gold EZ Ride</p> | <p>Left side wrap-around arm assembly.</p> <p>(Wheelchair Serial Number needs to be mentioned.)</p> | | |
| <p>AA013R</p> | <p>Desk Length Wrap Around Arm Assembly R</p> <p>Swift NRG+ NRG+ Gold EZ Ride</p> | <p>Right side desk length, Wrap-around arm assembly.</p> <p>(Wheelchair Serial Number needs to be mentioned.)</p> | <p>210/ each</p> |  |
| <p>AA013L</p> | <p>Desk Length Wrap Around Arm Assembly L</p> <p>Swift NRG+ NRG+ Gold EZ Ride</p> | <p>Left side desk length, Wrap-around arm assembly.</p> <p>(Wheelchair Serial Number needs to be mentioned.)</p> | | |


| | | | | |
|--------|--|---|--------------|--|
| ARM009 | Full Length Wrap Around Arm top R Swift NRG+ NRG+ Gold EZ Ride | Right side full-length, wrap-around arm top. (Wheelchair Serial Number needs to be mentioned.) | 85/ each |  |
| ARM010 | Full Length Wrap Around Arm top L Swift NRG+ NRG+ Gold EZ Ride | Left side full-length, wrap-around arm top. (Wheelchair Serial Number needs to be mentioned.) | | |
| ARM011 | Desk Length Wrap Around Arm Top R Swift NRG+ NRG+ Gold EZ Ride | Right side desk-length, wrap-around arm top. (Wheelchair Serial Number needs to be mentioned.) | 80/ each |  |
| ARM013 | Desk Length Wrap Around Arm Top L Swift NRG+ NRG+ Gold EZ Ride | Left side desk-length, wrap-around arm top. (Wheelchair Serial Number needs to be mentioned.) | | |
| ARM001 | Wrap Around Arm Base R Swift NRG+ NRG+ Gold EZ Ride | Right Side Wrap-around arm base. (Wheelchair Serial Number needs to be mentioned.) Sold with Skirt Guard [SWSG] + Skirt studs [AA116] | 130/ each |   |
| ARM002 | Wrap Around Arm Base L Swift NRG+ NRG+ Gold EZ Ride | Left Side Wrap-around arm base. (Wheelchair Serial Number needs to be mentioned.) Sold with Skirt Guard [SWSG] + Skirt studs [AA116] | | |


(All Images are for Visual reference please use the Part Description for determining the correct required part.)
Maple Leaf Wheelchair © 2021








| | | | | |
|--------|---|--|--------------|--|
| ARM00T | T-style Armrest Assembly R NRG+ Gold EZ Ride | Right Side T-style Armrest assembly for angle adjustable models. (Wheelchair Serial Number needs to be mentioned.) | 240/ each | |
| ARM02T | T-style Armrest Assembly L NRG+ Gold EZ Ride | Left Side T-style Armrest assembly for angle adjustable models. (Wheelchair Serial Number needs to be mentioned.) | | |
| ARM02T | T-style Armrest Top NRG+ Gold EZ Ride | T-style Armrest top for angle adjustable models. (Wheelchair Serial Number needs to be mentioned.) | 80/ each | |
| AA402R | T-style Armrest Slot R NRG+ Gold EZ Ride | Right side T-style Armrest Slot for angle adjustable models. Sold with 2x Half-moon Washers [W2HM1] + 2x Hex Cap Bolt [HDW085] 2x Nut [HDW009] | 40/ each | |
| AA402L | T-style Armrest Slot L NRG+ Gold EZ Ride | Left Side T-style Armrest Slot for angle adjustable models. Sold with 2x Half-moon Washers [W2HM1] + 2x Hex Cap Bolt [HDW085] 2x Nut [HDW009] | | |

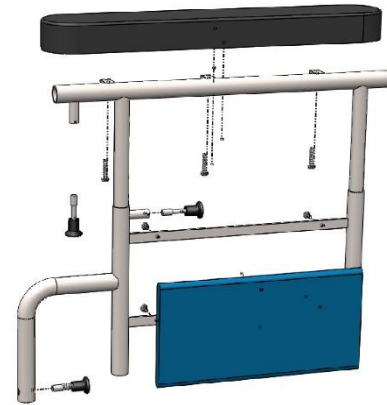
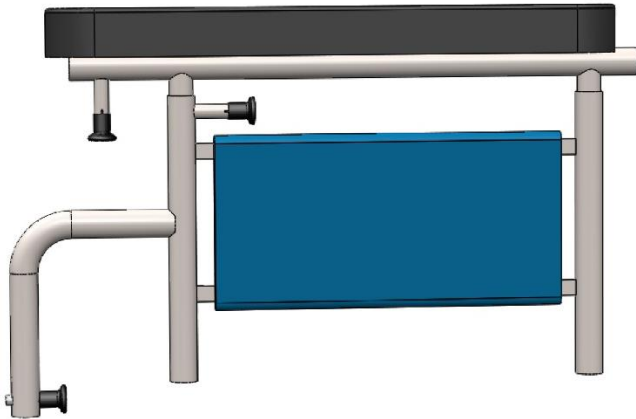
| | | | | |
|-------|---|---|--------------|---|
| AA403 | T-style Armrest Base R NRG+ Gold EZ Ride | Right Hand Side of T-style Armrest Base for angle adjustable models. (Wheelchair Serial Number needs to be mentioned.) | 130/ each |  |
| AA404 | T-style Armrest Base L NRG+ Gold EZ Ride | Left Hand Side of T-style Armrest Base for angle adjustable models. (Wheelchair Serial Number needs to be mentioned.) | | |

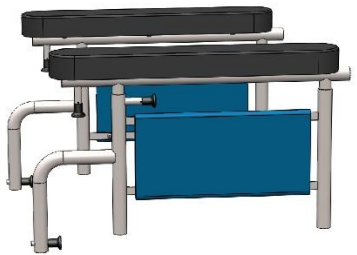




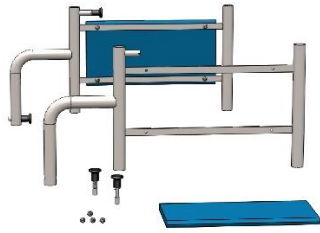
| | | | | |
|--------|--|---|--------------|---|
| AA005R | Standard Tilt Arm Assembly R Super Tilt Low Rider | Right Side Tilt chair standard arm assembly. (Wheelchair Serial Number needs to be mentioned.) | 220/ each |  |
| AA005L | Standard Tilt Arm Assembly L Super Tilt Low Rider | Left Side Tilt chair standard arm assembly. (Wheelchair Serial Number needs to be mentioned.) | | |

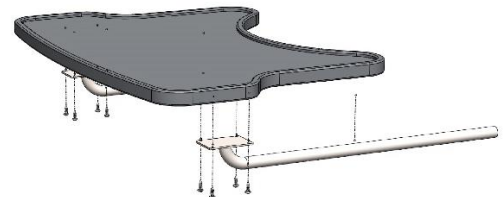
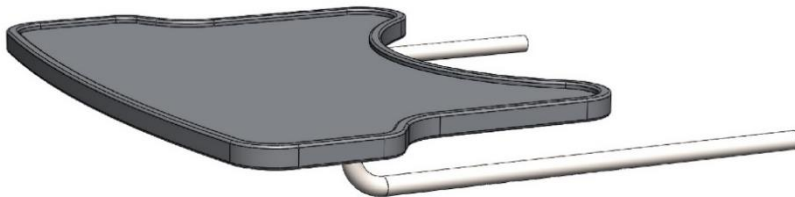
| | | | | |
|--------|--|---|--------------|--|
| AA015R | Desk length Arm Assembly R Super Tilt Low Rider | Right Side Tilt Chair Desk Length arm assembly. (Wheelchair Serial Number needs to be mentioned.) | 210/ each |  |
| AA015L | Desk length Arm Assembly L Super Tilt Low Rider | Left Side Tilt Chair Desk Length arm assembly. (Wheelchair Serial Number needs to be mentioned.) | | |
| ARM116 | Full Length Arm top Super Tilt Low Rider | Adjustable Full Length Tilt Chair arm top. (Wheelchair Serial Number needs to be mentioned.) | 85/ each |  |
| AA502 | Desk Length Arm top Super Tilt Low Rider | Adjustable Desk Length Tilt Chair arm top. (Wheelchair Serial Number needs to be mentioned.) | 80/ each |  |
| ARM114 | Arm Base R Super Tilt Low Rider | Right Side Tilt Chair arm base. (Wheelchair Serial Number needs to be mentioned.) Sold with Skirt Guard [STSG] + Skirt studs [AA116] | 130/ each |   |
| ARM115 | Arm Base L Super Tilt Low Rider | Left Side Tilt Chair arm base. (Wheelchair Serial Number needs to be mentioned.) Sold with Skirt Guard [STSG] + Skirt studs [AA116] | | |

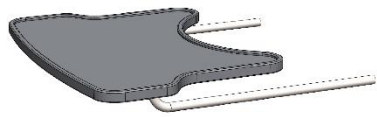
(All Images are for Visual reference please use the Part Description for determining the correct required part.)
Maple Leaf Wheelchair © 2021

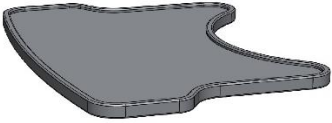



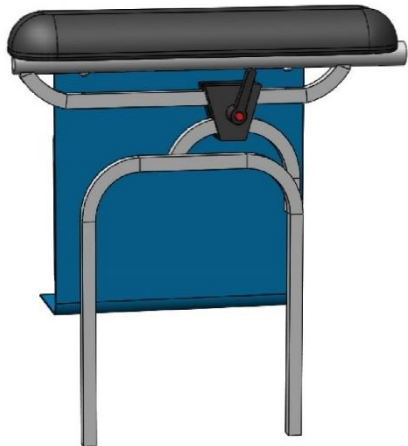
| | | | | |
|-----------|---------------------|---|--------------|---|
| AA006R | MLTR Arm Assembly R | Right Side arm Assembly for the MLTR 500/600 Wheelchair. (Wheelchair Serial Number needs to be mentioned.) | 260/ each |  |
| AA006L | MLTR Arm Assembly L | Left Side arm Assembly for the MLTR 500/600 Wheelchair. (Wheelchair Serial Number needs to be mentioned.) | | |
| UPHML 318 | MLTR Arm Pad | Urethane Arm Pad for MLTR 500/600 Wheelchair. Sold with 2x [HDW098] | 40/ each |  |

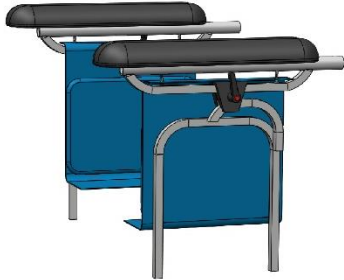
| | | | | |
|--------|-----------------|--|--------------|---|
| ARM119 | MLTR Arm Top R | Right Side Arm top for the MLTR 500/600. (Wheelchair Serial Number needs to be mentioned.) | 80/ each |  |
| ARM120 | MLTR Arm Top L | Left Side Arm top for the MLTR 500/600. (Wheelchair Serial Number needs to be mentioned.) | | |
| AA604 | MLTR Arm Base R | Right Side Arm Base for the MLTR 500/600. (Wheelchair Serial Number needs to be mentioned.) | 150/ each |  |
| AA605 | MLTR Arm Base L | Left Side Arm Base for the MLTR 500/600. (Wheelchair Serial Number needs to be mentioned.) | | |


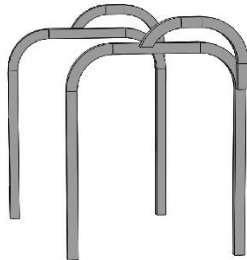





| | | | | |
|--------|--------------------|---|--------------|---|
| ACC009 | MLTR Tray Assembly | Front Tray and tray rod for the MLTR 500/600. | 330/ each |  |
|--------|--------------------|---|--------------|---|






| | | | | |
|--------|---------------|--|--------------|---|
| ACC010 | MLTR Tray | Front Tray for the MLTR 500/600. | 240/ each |  |
| ACC022 | MLTR Tray Rod | Tray Rod for the MLTR. Sold with 4x Screw [HDW015] + Bushing [PPG028] | 50/ each |  |




| | | | | |
|--------|-----------------------|---|--------------|---|
| AA007R | MLT700 Arm Assembly R | Right Side Arm Assembly for the MLT700 Wheelchair. (Wheelchair Serial Number needs to be mentioned.) | 250/ each |  |
| AA007L | MLT700 Arm Assembly L | Left Side Arm Assembly for the MLT700 Wheelchair. (Wheelchair Serial Number needs to be mentioned.) | | |


| | | | | |
|----------|---|--|--------------|---|
| ARM122 | MLT700 Arm Top | Arm Top for the MLTR700 A/B Wheelchair for both Right and Left side Base. (Wheelchair Serial Number needs to be mentioned.) | 80/ each |  |
| AA702 | MLT700 Arm Base R | Arm Base for the MLT700 wheelchair. (Wheelchair Serial Number needs to be mentioned.) | 100/ each |  |
| AA703 | MLT700 Arm Base L | Arm Base for the MLT700 wheelchair. (Wheelchair Serial Number needs to be mentioned.) | | |
| UPHA518 | MLT700 arm pad | Full length Padded arm pad for MLT700 wheelchair. Sold with 2x Screw [HDW039] | 25/ piece |  |
| ARM121-M | Prism-Block Clamp Assembly Type 2 (Square- Square) | Prism-Block shaped Clamp assembly that attaches armrest base to armrest top for MLT700. (Square-Square) Sold with [HKH] | 40/ set |  |
| HKH | Prism-Block Clamp Knob | Knob used to tighten both Prism Block pieces. | 15/ each |  |


(All Images are for Visual reference please use the Part Description for determining the correct required part.)
Maple Leaf Wheelchair © 2021


| | | | | |
|-----------|----------------------------|---|--------------|---|
| STSG | Wide Skirt Guard | Skirt guard for the Access, Swift, NRG+, NRG+ Recline, Super Tilt and Low Rider. Sold with 4x [AA116] {for Access 4x [HDW098]} (Wheelchair Serial Number needs to be mentioned.) | 20/ piece |  |
| SWSG | Narrow Skirt Guard | Skirt guard for the NRG+ Gold and EZ Ride. (Wheelchair Serial Number needs to be mentioned.) | 20/ piece |  |
| NGEZSG | T-style Skirt Guard | Skirt Guard for the angle adjustable T-style NRG+ Gold and EZ Ride. Sold with [HDW046] (Wheelchair Serial Number needs to be mentioned.) | 30/ piece |  |
| UPHML 320 | Skirt Guard (MLTR 500/600) | Skirt guard for the MLTR 500/600. Sold with 4x [HDW098] (Wheelchair Serial Number needs to be mentioned.) | 40/ piece |  |
| AA106 | Skirt Guard (MLT700 A/B) | Skirt guard for the MLTR700. (Wheelchair Serial Number needs to be mentioned.) | 40/ piece |  |

| | | | | |
|---------|------------------------------|---|-------------|---|
| UPHA516 | Full Length Urethane arm pad | Full length Urethane arm pad for Commode models. (Sold with 2x Screw [HDW039]) | 25/ each |  |
| UPHA515 | Desk Length Urethane arm pad | Desk length Urethane arm pad for Commode models. (Sold with 2x Screw [HDW039]) | 20/ each | |





| | | | | |
|--------|--------------------------------|---|--------------|---|
| AA008R | Flip Back Armrest HD Commode R | Right Side Flip Back Armrest for the HD Commode. (Wheelchair Serial Number needs to be mentioned.) | 140/ each |  |
| AA008L | Flip Back Armrest HD Commode L | Left Side Flip Back Armrest for the HD Commode. (Wheelchair Serial Number needs to be mentioned.) | | |






| | | | | |
|--------|------------------------------------|--|--------------|---|
| AA018R | Cantilever Armrest HD Commode R | Right Side Cantilever Armrest for the HD Commode. (Wheelchair Serial Number needs to be mentioned.) | 120/ each |  |
| AA018L | Cantilever Armrest HD Commode L | Left Side Cantilever Armrest for the HD Commode. (Wheelchair Serial Number needs to be mentioned.) | | |




| | | | | |
|--------|---|---|--------------|---|
| AA028R | Flip Back Armrest Tilt and Jr. Tilt Commode R | Right Side Flip Back Armrest for the Tilt & Jr. Tilt Commode. (Wheelchair Serial Number needs to be mentioned.) | 140/ each |  |
| AA028L | Flip Back Armrest Tilt and Jr. Tilt Commode L | Left Side Flip Back Armrest for the Tilt & Jr. Tilt Commode. (Wheelchair Serial Number needs to be mentioned.) | | |



| | | | | |
|--------|--|--|--------------|---|
| AA038R | Cantilever Armrest Tilt and Jr. Tilt Commode R | Right Side Standard Cantilever Armrest for the Tilt & Jr. Tilt Commode. | 120/ each |  |
| AA038L | Cantilever Armrest Tilt and Jr. Tilt Commode L | Left Side Standard Cantilever Armrest for the Tilt & Jr. Tilt Commode. | | |
| AA048R | Desk Length Armrest Tilt & Jr. Tilt Commode R | Right Side Desk Length Cantilever Armrest for the Tilt & Jr. Tilt Commode. | 120/ each |  |
| AA048L | Desk Length Armrest Tilt & Jr. Tilt Commode L | Left Side Desk Length Cantilever Armrest for the Tilt & Jr. Tilt Commode. | | |








| | | | | |
|--------|---|--|--------------|--|
| AA058R | Flip Back Armrest For the Refresh Commode R | Right Side Cantilever Armrest for the Refresh Commode. | 120/ each | |
| AA058L | Flip Back Armrest For the Refresh Commode L | Left Side Cantilever Armrest for the Refresh Commode. | | |








| | | | | |
|--------|------------------------------------|--|--------------|--|
| AA068R | Flip Back Armrest Escape Commode R | Right Side Flip Back Armrest for the Escape Commode. | 140/ each | |
| AA068L | Flip Back Armrest Escape Commode L | Left Side Flip Back Armrest for the Escape Commode. | | |





(All Images are for Visual reference please use the Part Description for determining the correct required part.)
Maple Leaf Wheelchair © 2021

| | | | | |
|---------|--|---|-------------|---|
| HWF002 | 7/8" Armrest Plug | Armrest Plug for all standard armrests. (Standard 7/8" tubing) | 1/ each |  |
| HWF001 | 3/4" Standard Plug | Plug for the MLTR Arm Tray. (Standard 3/4" tubing) | 1/ each |  |
| BB021 | Refresh Commode Bushing | Armrest cantilever support bushing for the Refresh Commode. | 2/ each |  |
| ARM130R | Front Arm Socket R Swift NRG+ NRG+ Recline NRG+ Gold EZ Ride | Right side front arm socket for attaching the armrest to chair. | 20/ each |  |
| ARM130L | Front Arm Socket L Swift NRG+ NRG+ Recline NRG+ Gold EZ Ride | Left side front arm socket for attaching the armrest to chair. | | |
| ARM132 | Rear Arm Socket Swift NRG+ NRG+ Gold EZ Ride (Having Flip Back Armrest) | Rear arm socket used in the mentioned wheelchair models having flip back armrest. (Arm sits inside socket; Socket attaches to frame bracket) | 5/ each |  |

(All Images are for Visual reference please use the Part Description for determining the correct required part.)
Maple Leaf Wheelchair © 2021

| | | | | |
|----------|---|--|-------------|---|
| ARM134 | <p>Arm Base Insert</p> <p>Swift NRG+ NRG+ Gold EZ Ride (Having Flip Back Armrest)</p> | <p>Arm Base Insert preventing flip back armrest from tilting or swerving on axis.</p> <p>(Goes into the Rear Arm Socket)</p> | 25/ each |  |
| ARM131-S | <p>Armrest Bottom Release Pin</p> | <p>Short Armrest Pin for releasing armrest mechanism.</p> <p>(Used for the bottom release mechanism)</p> | 10/ each |  |
| ARM131-L | <p>Armrest Top Release Pin</p> | <p>Long Armrest Pin for releasing armrest mechanism.</p> <p>(Used for the top release mechanism)</p> | 10/ each |  |
| ARM131T | <p>T-style Release Pin</p> <p>NRG+ Gold EZ Ride</p> | <p>Top Release Pin for the T- Style Armrest.</p> <p>(Used in NRG+ Gold and EZ Ride)</p> | 10/ each |  |
| ACC027 | <p>MLTR Tray Release Pin</p> | <p>Release Pin for the Tray Release on the MLTR Arm Rest.</p> | 10/ each |  |

| | | | | |
|--------|-----------------------------|--|---------------|---|
| HWF005 | 7/8" Silencer Cap | Silencer Cap used with all 7/8" tubing Typically used on wheelchair armrests. | 1/ each |  |
| HWF006 | 3/4" Silencer Cap | Silencer Cap used with all 3/4" tubing. | 1/ each |  |
| AA116 | Skirt Guard Rivet | Rivet used to attach skirt guard AA102 & AA103 onto armrest. | 2/ set |  |
| HDW046 | Skirt Guard Screw (T-Style) | Skirt guard screw used to attach AA104 skirt guard onto T-Style armrest. | 0.50/ each |  |
| HDW098 | Skirt Guard Screw (MLTR) | Skirt guard screw used to attach AA105 skirt guard onto MLTR armrest. (UNF) (#10-32 x 1/2" Long Round Cap Phillips-Square Screw.) | 0.50/ each |  |

| | | | | |
|--------|--|--|---------------|---|
| HDW015 | MLTR Tray Screw (UNC) | #10-24 x 1/2" Long Phillips-Square Machine Screw. (UNC) | 0.50/ each |  |
| HDW098 | MLTR Armrest screw | #10-32 x 1/2" Long Round Cap Phillips-Square Screw. (UNF) | 0.50/ each |  |
| HDW048 | Armrest screw | #10-32 x 1 1/4" Long Phillips-Square Machine Screw. (UNF) | 0.50/ each |  |
| HDW097 | #10 Round Cap Self Tapping Phillips-Square Screw | #10 Round Cap Self Tapping Phillips-Square Screw. | 0.50/ each |  |